














Club Kayaks, Canoes & SUPs


Description and helpful information





Kayaks - You sit in them, using a double ended paddle.

Boat No.	Make & Model	Picture	Deck No. & Size	Description	Suitable for
2 3	Perception Dancer Jnr/XS		S	3.1m Children's kayak Ideal age 8-13(ish) Paddler weight < 55kg	General purpose kayak with closed cockpit. Ideal for learning to paddle. Good combination of manoeuvrability and speed. No skeg. Adjustable footrests.
5	Island Jive		L	10ft Kayak with a skeg. 1 person	Larger, more open cockpit. A wide and stable kayak, light weight. Hatch/locker for kit. Adjustable seat and footrest.
4	Pyranha Fusion		M	3m Hybrid kayak (touring and moving water) 1 person	Very stable due to broad base. Hatch/locker for kit. Cruises happily in a straight line with the skeg down; raise the skeg and you have an agile, maneuverable boat. Adjustable footrests.
7	Pyranha Master2		M	Basic kayak, with a skeg. 1 person	Tight on leg room due to low front deck. Wet in a choppy water.
8 9	Perception Kiwi Double		NA	3.9m Double (plus small toddler seat) with open cockpit 2 (3) people	Ideal for young families, stable with room for 2 adults and a toddler or an adult and child. Tracks well in straight line, no skeg. Adjustable seats and footrests.
10 11 12	Dagger Blackwater		M	10ft Kayak with a skeg. 1 person	Larger cockpit Hatch/locker for kit. Adjustable seat and footrests.

14 15	Robson Waikiki		M	10ft kayak 1 person	Larger cockpit. Very stable, handles like a sea kayak, but agile. High foredeck giving ample leg room. Hatch/locker for kit. Adjustable footrests.
16	Dagger Charleston 15		M	15ft Touring kayak with a skeg. 1 person	Long and stable. Tracks well in straight line. Hatch/locker for kit. Adjustable footrests.
19 20 22 23	Old Town Heron Jnr		NA	2.3m Small children's kayak 1 person Ideal age 4-10(ish)	Open cockpit children's kayak. Very stable. Tracks well in straight line, no skeg. Has an integral towline for if they get tired. No Skeg. No footrests.
21	Wavesport Horizon		L	4.9m Tandem kayak 2 people Closed cockpit	Big but fast with the right teamwork. Steering takes a little practice. Hatch/locker for kit. No Skeg. Adjustable footrests.
25 26 31	Venture Easky 15		M	4.7m 1 person Max paddler weight - 135kg	Fast and tracks well in straight line. May feel unstable at first. Hatches/lockers for kit. Adjustable seat and footrest.
32	P&H Virgo M (red)		M	4.4m Sea Kayak with skeg 1 person Medium size Max paddler weight - 100kg	Fast and tracks well in straight line. May feel unstable at first. Hatches/lockers for kit. Adjustable seat and footrest.
29 30	P&H Virgo HV (yellow)		M or L	4.5m Sea Kayak with skeg 1 person Larger boat Max paddler weight - 130kg	Ideal for heavier or larger paddlers. Fast and tracks well in straight line. May feel unstable at first. Hatches/lockers for kit. Adjustable seat and footrest.

27 28	Venture Islay 12 LV		S	3.8m Sea Kayak with skeg 1 person Smaller boat for smaller paddlers Paddler weight < 90kg	Ideal for smaller paddlers. Fast and tracks well in straight line. May feel unstable at first, due to keel. Hatches/lockers for kit. Adjustable seat and footrest.
------------------------	------------------------	-----------------------------------------------------------------------------------	----------	----------------------------------------------------------------------------------------------------	--------------------------------------------------------------------------------------------------------------------------------------------------------------------------------

Open Canoes - You can kneel or sit, using a single ended paddle (sometimes called Canadian canoes).

O1	Mad River Explorer 16		16ft Open Canoe Up to 3 paddlers	Can be paddled by 1 or up to 3 people (or solo with kids). Can carry lots of kit and kids easily.
O2	Hou 14		14ft Open canoe Up to 2 paddlers	Can be paddled by 1 or 2 people (with an additional child) Can carry lots of kit or kids easily. Lighter open canoe, Ideal for solo paddling.

Stand up Paddleboards - You can sit, stand, kneel, or headstand (if you can), using a long SUP paddle.

P2	McConks 10'6"	10'6 board, ideal for paddlers up to 80kg, but can manage upto 150kg	Waist leash fitted. Bungies for carrying a dry bag/shoes P9 and P10 are stored in a carry bag. When borrowing please ensure that all the fins and pump are returned
P4, P6, P7, P8, P9, P10	12'8 Go Explore	12'8, ideal for paddlers up to 150kg but can manage up to 250kg.	
P5	9'2 Go Surf	9'2 smaller persons/children's SUP, ideal for paddlers up to 90kg	

More details and Technical Stuff

Cockpit

Where you sit, it can be open, where you can see your knees, or more closed in. Depending on the size of the cockpit, depends on how much weather you experience (and how wet you get) and the size of the spray deck you need.

Footrests

Most kayaks have footrests. These can be adjusted so your feet touch them, and your knees can 'grip' on the sides of the kayak. This will give you more control and power when you paddle.

Seats and backrests

Some kayaks have adjustable backrests, please adjust so your bottom is fully on the seat and you are sitting comfortably.

Spray decks

Spray decks can be used to cover the cockpit of the kayak. They can help to keep you drier and warmer. They come in different sizes, please choose one which is the right size for your kayak. Our spray decks have colour-coded tags to match the kayak cockpit size, and each boat is marked with a S, M, or L behind the cockpit to match the best fit size.

Yellow = Small

Red = Medium

Green = Large

Please only wear them if you feel competent to pull them off if you capsize.

Skeg

The skeg is the little drop-down fin at the stern (back) of the kayak, controlled by a rope.

It can help the boat to travel in a straight line, especially down or across winds (not so helpful when paddling into the wind).

It can also help beginners go in a straight line when they start paddling, however it does make the boat harder to turn and manoeuvre.

There are some great videos about how to use skegs well online – just search ‘how to use a skeg in a kayak’

Please: Make sure you pull them up before you land/beach your kayak!

Hatches & Lockers

Most of our kayaks have one or maybe two storage lockers with a hatch cover. You can pack kit, your sandwiches, or spare clothes in them. They are ‘almost’ watertight, but don’t rely on that to keep stuff dry, best use a dry bag too.

Please: Make sure the hatch covers are fully fitted when you launch and empty them of kit and water when you get off.

Leashes

All SUPs have waist leashes, which is the most suitable for the location we paddle on.

Please: DO NOT remove the waist leashes from the boards and ensure you always use them.

Paddles

Paddles come in various lengths and styles, we have smaller ones for smaller hands too. Paddles are left or right handed, the split paddles can be adjusted for either. Paddles may be used to steady a boat when getting in or out but must never be sat on.

Looking after the Paddlesport boats, please:

- Rinse after use, salty water corrodes everything!
- Clean out sand/mud, rubbish, water with sponges from the boats and ensure nothing is in lockers/hatches. Leave them as you would want to find them!
- Don’t drag boats across the concrete.